

Cultural News

Sons of Norway District Six

December 2018

Edition #002

Fra Director:

Greetings from your Cultural Director;

I hope you will find this second edition of the "Cultural News" to be informative and packed with ideas for your use.

I had a spectacular trip to Norway with the Textile Tour which was hosted by Sue Sutherland. It was jam packed with factory tours, classes, mini seminars by textile experts, museum trips, and even an agricultural and handcraft fair. I met some wonderful people, shared many experiences both old and new and came home excited about the textile industry in Norway.

Next up on our District Six Cultural Events spectrum is the up-coming CAMP OLDFJELL, FOLKEHØGSKULE FOR VOKSNE

You will find a list of the class offerings (I am still waiting to hear back from a couple of people, before I list the names of the teachers). There is also a registration form to sign up for the event.

The price includes meals and class registration fees but not lodging.

Each class will be offered twice and you can sign up for one session or both sessions.

Please fill out your registration form and send it to me, (the address is on the form).

Please indicate if you need particular accommodations for sleeping. We will have the use of all the sleeping facilities at Camp Norge. You can check these out by going to campnorge.org

There are a couple of seasonal cultural events listed for lodges, and of course, coloring pages for the children. Check them out.

Have a very Happy and Healthy Holiday Season. I will publish the next Cultural News on Mar. 1, 2019.

If you have anything you would like included in the next edition, please send the information to:

culturaldirector@sofn6.org



Culturally yours, Judy Immel

Sons of Norway Mission Statement

The mission of Sons of Norway is to promote and to preserve the heritage and culture of Norway, to celebrate our relationship with other Nordic countries, and to provide quality insurance and financial products to its members.



**SONS of
NORWAY**



September

10-15

2019

Camp Oldfjell

Folkehøgskule for Voksne

New in 2019, Camp Oldfjell, Folkehøgskule for Voksne (Folk School for Adults),

Camp Oldfjell will be held at our beautiful Camp Norge starting Tuesday, September 10th through Sunday, September 15th. Cultural Skills classes will be offered in topics such as:

Music
Literature
Hardanger
Vikings

Cooking
Tablet Weaving
Folk Dancing
Rosemaling

and more! Mark your calendar, submit your vacation request & join us for our first ever Camp Oldfjell!

Save the dates:

September

10 ~ 15

2019





CAMP OLDFJELL

FOLKEHØGSKULE FOR VOKSNE REGISTRATION FORM September 10 – 15, 2019

Sept. 10 -15, 2019 full program: Price: \$300.00
Sept. 10 -12, 2019 half program: Price \$150.00
Sept. 12 -15, 2019 half program: Price \$150.00

Lodging: \$16.20 per bed per night for Sons of Norway members
\$27.00 per bed per night for non Sons of Norway members

Tent Camping: \$17.00 per night for 4 persons for Sons of Norway members
\$22.00 per night for 4 persons for non Sons of Norway members

RV Camping: \$27.00 per night for 4 persons for Sons of Norway members
\$37.00 per night for 4 persons for non Sons of Norway members

Name: _____

Address: _____

Phone #: _____

Sons of Norway Lodge: _____

Classes: (class size limited to 10 per class except for music, dancing & cooking)

Rosemaling _____

Hardanger _____

Tablet/Card Weaving _____

Carving _____

Viking Apron _____

Viking Knitting _____

Literature _____

Cooking _____

Music _____

Dancing _____

Class material fees will be paid directly to the teacher and will depend upon material costs.

Mail form to: Judy Immel, Cultural Director
9331 Shannon Ave.
Garden Grove, CA 92841

Registration and ½ half of registration fee is due no later than March 1, 2019
One registration form per individual please. Questions? culturaldirector@sofn6.org

Lodge meeting ideas:

December: the Julebord

JULEBORD



Use all or part of the Santa Lucia Service information from the Sons of Norway's website's "idea Bank". It is listed under "FESTIVALS".
Even singing some Christmas Carols would make the meeting more festive!



January: Ellis Island Evening

Visit the "Idea Bank" #43 on Sons of Norway's website (Share genealogy stories)

February: Games Night

Visit the "Idea Bank" #17 on Sons of Norway's website (Add a vaffler bar with all the trimmings)

*For your convenience we have included a reference guide to the website in this newsletter.

District 6 Upcoming Events

To keep up to date on current events visit Sons of Norway's District 6 website at <https://sofn6.org/>. Hold your mouse over the Events/News tab for a list of events or check the Important dates bar to the right of the page.

Sons of Norway Website Reference Guide

To access the many pages we reference in this newsletter visit the Sons of Norway website at:

<https://www.sofn.com/>. Click on the Log In button in the upper right corner.

LOG IN

JOIN/RENEW



If you have never used the website before you will be directed on how to set up your account. Once you are logged in click the button in the upper right corner that says "Member Resources."

MEMBER RESOURCES

Chose Cultural Programming from the displayed categories:

Lodge Leadership Resources
Events and Community
Cultural Programming
Genealogy
Foundation
Financial Products
Sons of Norway Visa Card
Member Discounts

Cultural Programming

Get the exclusive resources to connect with your heritage, be it a traditional recipe, learning a cultural skill, or researching your ancestors.

You will get access to the following areas:

Recipe Box
Family Matters
Language Lessons
Norwegian for Reading Comprehension
Idea Bank
Information Bank
Cultural Skills Program
Genealogy
Mini Presentation
Sports Medal Program
Viking Magazine

Recipe Box

Tickle your taste buds with one of our featured recipes, or just find a new favorite in our recipe box.

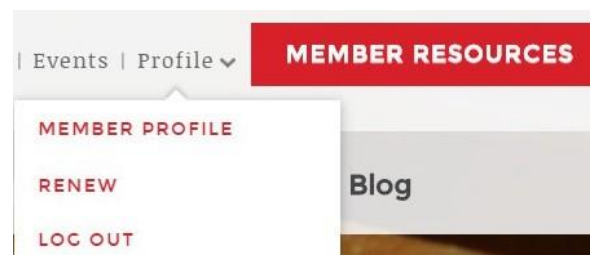
Idea Bank

Strong programming is a key to success for lodges. Not only does offering a variety of fun and informative programs positively impact on your lodge recruitment and retention efforts, it can also be a great community awareness tool.

We touched on Recipe Box and Idea Bank. Feel free to look around and see all the great ideas and potential Cultural Skills programs that you and your lodge can use to enhance your member's Sons of Norway experience!

When you're done, don't forget to log out! You can log out either by choosing the drop-down box located in the upper right hand corner.

LOG OUT



Or continue to the bottom of the page and click on the log out button.

Kid's Pages

Nisse

U G V B Z W Q X H V P O R T D P B D U K
P X M V E I E U U Y X E X P F H K K F J
H Z E V I A T G I R T E Y V R Y K D Y D
D A E T S M R A F N G U R X I L F A D Z
Y D C E G I Q D I Q Z G W I X N B A F U
C T R A Q B P W K U N N I S S E P Q W O
Z F A O K P Y E E S S N G Y T T U W S A
T V N W B R D T V N E W P Q C T R B S C
V I I L Z E D V O F C A A H J R D R B J
D L O C B H L W E P I Y R G W E E U M E
J Y Y C Y N M U X N T I Y W B E J W E D
E I J F M D A F J Y S O N U F B J I R R
R E X E E D V U A T L K T G K I A Q Y W
J A O Y L Z P M M H O M C B N D K M J M
A D G P P U J A D J S Q U J Q M N M Q L
Z M R K V U S K K T Q I O T G S W Q Q T
R R I R A L S N R H H W R M I Y D F U X
K H M N Z M I X J Z E Q Q A P A P W B V
X B G X R W W M F W H G B B W F F Y K G
R D M K F V S B J Y P R U I D L N A H M

BEARD
FARMSTEAD
SNOW
WINTER

CHRISTMAS
JULEBORD
SOLSTICE

COLD
NISSE
TREE

Created by Puzzlemaker at DiscoveryEducation.com



Nisses are both solitary and mischievous domestic sprites responsible for the protection and welfare of the farmstead and its buildings. Traditionally, they were honored during the winter solstice and Christmas season.

Make your own Nisse using Dollar Tree materials;

Watch the you tube instructional video.

<https://youtu.be/eotfT8e3Ngs>

Coloring Pages



FOR MORE HOLIDAY/ADVENT IDEAS GO TO:

<http://norwayathome.info/tag/special-occasions/>
<http://mylittlenorway.com/2018/11/advent-countdown/>



Feel free to make copies of the kids page and the coloring pages for use in your lodges.



JUL FUN




SofN members, from 6 lodges at this year's Southern California Kretsstevne, make Nisses for a fun activity.

**Another fun Jul activity is making Julekurv
Watch this video to learn how**

https://www.youtube.com/watch?v=M_RCd-mZXzI

HOW TO MAKE CHRISTMAS BASKETS

- Take two pieces of colored paper about 8x12 cm and fold them in half (where the scissor is) before rounding the edge on the top. Cut several slots 2/3 of the way up from the bottom on both halves.
- Weave the two sides together.
- Make a handle and glue it to the insides of the basket. Hang the basket on your Christmas tree and fill it up with goodies !





Jeg er så glad hver julekveld
♪ ♪ ♪ ♪ ♪ ♪ ♪
I am so glad each Christmas
Eve
♪ ♪ ♪ ♪ ♪ ♪ ♪

Of the few Scandinavian hymns that crossed the ocean and was remembered into the next generation, this Christmas tree hymn from Norway ranks among the top, along with "Children of the Heavenly Father." Written to be sung on Christmas Eve when the tree was being decorated, it tells parents, especially mothers, how they should teach their children about the faith as they decorate the tree. The first stanza of the text is well known in Norwegian yet in America. This hymn first appeared in the *Nynorsk Salmebog* of 1926. It very quickly appeared among the Norwegian Americans and was translated by P.A. Sveeggen, for inclusion in *The Concordia* in 1931. The music is from [Mike and Else's Norwegian Songbook](#)Notes from [the Hymnuts](#)

(**Editor's note:** You can also find this beloved Christmas hymn on Skandisk's ["Christmas Joy"](#) CD).



74. Jeg er så glad hver julekveld

F C7 F C7 F Gm C7

Jeg er så glad— hver ju - le - kveld, for da ble Je - sus

F C7 F (F7) Bb Gm F/C C7 F

født.— Da ly - ste stjer - nen som en sol og eng - ler sang så søtt.—

JEG ER SÅ GLAD HVER JULEKVELD

1. Jeg er så glad hver julekveld,
for da ble Jesus født.
Da lyste stjernen som en sol
og engler sang så søtt.
2. Det lille barn i Betlehem,
han var en konge stor
som kom fra himlens høye slott
ned til vår arme jord.
3. Nå bor han høyt i himmerik,
han er Guds egen sønn,
men husker alltid på de små
og hører deres bønn.
4. Jeg er så glad hver julekveld,
da synger vi hans pris.
Da åpner han for alle små
sitt søte paradiset.
5. Da tenner moder alle lys,
og ingen krok er mørk.
Hun sier stjernen lyste så
i hele verdens ørk.
6. Jeg holder av vår julekveld
og av den Herre Krist,
og at han elsker meg igjen,
det vet jeg ganske visst.

I AM SO GLAD EACH CHRISTMAS EVE

1. I am so glad each Christmas Eve,
the night of Jesus' birth.
Then like the sun the star shone forth,
and angels sang on earth.
2. The little child in Bethlehem,
he was a king indeed.
For he came down from heaven above
to help a world in need.
3. He dwells again in heaven's realm,
the Son of God today,
and still he loves his little ones
and hears them when they pray.
4. I am so glad on Christmas Eve,
his praises then I sing.
He opens then for every child
the palace of the King.
5. When mother trims the Christmas tree
which fills the room with light,
she tells me of the wondrous star
that made the dark world bright.
6. And so I love each Christmas Eve
and I love Jesus too,
and that He loves me every day,
I know so well is true.

Text: Marie Wexelsen
English Text: Peter A. Sveeggen
Tune: Peder Knudsen



How about a WINTER Literature Class?

The winter months are always conducive to curling up with a cuddly throw and a nice hot mug of your favorite winter beverage and . . . a good book. So how about starting a "Literature Class" in your Lodge?

Those participating in this class will earn their first Cultural Skills pin in literature. Paperwork will be available to fill out for the pin. You can get a head start on this by downloading the level 1 report form from the Sons of Norway website.

Here are 3 selections to get you started:


The Prince and the Nanny by Odell M. Bjerkness
Available at Amazon for \$18.00

The Viking Legacy, A Cornerstone of World Civilization by Torgrim Titlestad
Available at Amazon for \$15.00

An Untamed Land by Lauraine Snelling
Available at Amazon for \$15.00

These 3 selections need to be read before class meetings. They are all by Norwegian and/or Norwegian-American Authors. They will be discussed in class. The class activity will be done by all participants. They will interview each other about their Norwegian roots. A compilation of this activity will be presented in booklet form and possibly a short article written for submission to the Viking Magazine.

And, by the way . . . this activity is in keeping with the theme of our 2020 District Six convention which is "Celebrating our Roots". ***This is also the pre-reading list for the Literature Class at Camp Oldfjell***



A Textile Tour of Norway - By . . . Judy Immel, District Six Cultural Director

Conducted by Sue Sutherland, Bunad Butikken, Ely, Minnesota Sept. 4 thru 18, 2018

Arrived in Oslo, Norway on Sept. 5, 2018 and checked in at the Bondeheim Hotel. Had a couple of hours to get settled in and then dinner with the rest of the tour members. Reindeer Roast in the private dining room of the Bondeheim hotel was the fare for the evening.

The tour members bonded over wine, roasted reindeer and the common love of all things "textile", especially "Norwegian Textiles". The tour members were from all over the United States with small groups from MN, WA, CA, CO, NV and NJ. There were even 2 husbands along with the 22 women in the group.

Many members had made their own Bunads, knitted Norwegian sweaters, and most had done a variety of other Norwegian handcrafts. All seemed eager to try their hand at making a Baptismal Bonnet the traditional way and embroidering fingerless mitts in the two classes that were part of the tour. For some, these were new skills to be learned and for others, these were acquired skills to be honed to perfection.

The first day was spent wondering around Oslo, visiting Husflid Heimen with a splendid sewing room tour, and discussing upcoming events in the tour. Dinner was a sampling of Norwegian fare at local restaurants.

Day 2 was a bus ride to Oyer with stops at a down comforter outlet, a tour of Hadeland Glassworks, and finally, the resort where we were to spend the next several days in our 2 classes. The stop at the down comforter outlet was because most of the resorts we stayed in don't supply bedding and we needed our own. European customs are quite different from those in the US.

Days 3 thru 7 were spent learning how to and making a traditional Baptismal Bonnet and learning the embroidery techniques for decorating fingerless mitts. Challenges were met head on by all and the results were pretty spectacular.

Day 9/10 was spent at Gudbrandsdalens Uldvarefabrik, a wool factory in Lillehammer. This is the factory that manufactures all the wool fabrics for Bunads in Norway and around the world. One of the owners gave us a tour which was very informative. They only use wool from Norwegian sheep for the Bunad fabric. The afternoon was spent at Maihaugen Outdoor Museun with a special tour and explanation of how to reconstruct bunader. Then on to Fagerness for an overnight stay at the Fagernes Camping Resort and a tour the next day of Valdres Folkemuseum and a visit of the Norsk Institutt for bunad og folkedrakt. (the Norwegian institute for bunad and folk dress.)

Day 11 was a tour of Telespin which is a yarn factory. It's is small and located on a sheep ranch in Telemark. The entire process of making yarn is done at the facility from raising the sheep to the finished yarn ready for sale or use in weaving and knitting. We even got to purchase some very special yarns to take home with us.

Day 12 was a trip to Rjukan to meet Master Goldsmith Jorgen Sando. He is the 4th generation goldsmith in this award-winning firm which makes the jewelry for Bunads from the Telemark area. It was a pretty special day.

(continued next page)

Day 13 was a trip to Drysku'n, Norway's largest agricultural fair and biggest handcraft competition. It was cold and rainy, the only bad weather day of the whole trip. The fair is mostly outdoors so we were all in raincoats. It was a chance to see the handcrafts that many of us have learned here; rosemaling, weaving, knitting, hardanger, etc.

The final day was our bus trip back to the Oslo area, a night in the last resort with a farewell dinner and packing to fly home.

We left Oslo, Norway on Sept. 18, 2018 tired, exhilarated, and filled with new knowledge about the textiles of Norway.

All in all, it was a spectacular trip!

NORWEGIAN PROVERB: "One learns as long as one lives."

(Norwegian Proverbs selected from
the Tales of Peter Christian Ashjornsen and Jorgen Moe)

Sue Sutherland studied apparel and textile design manufacturing and learned to make bunader from Thorbjorg Ugland and Molle Horn, Both from Heimen Husflid in Oslo. For many years she embroidered bunader for Odden's Norsk Husflid in Wisconsin, until she purchased the bunad part of their business in the mid- 1990s. Since then she has been making Bunader, teaching bunad courses, and offering authentic materials and accessories through her store, Bunad Butikken, in Ely, Minnesota.

Sue travels to Norway once a year to purchase products for her business and to continue her study of the various construction techniques and styles used on bunader from all the areas of Norway.



Unfortunately, Sue will no longer be teaching Bunad classes for us, in California. She is now limiting her teaching to only a few classes, that are closer to home and family. Check with Zone 8 Director, Bev Moe, where Sue is still scheduled for teaching a Bunad class, if you are interested.

You can see all her list of offerings on her website, BunadButikk

Cultural Newsletter #2 Staff

Cultural Director:

Judy Immel
culturaldirector@sofn6.org

Editor:

Kaye Wergedal
pro@sofn6.org